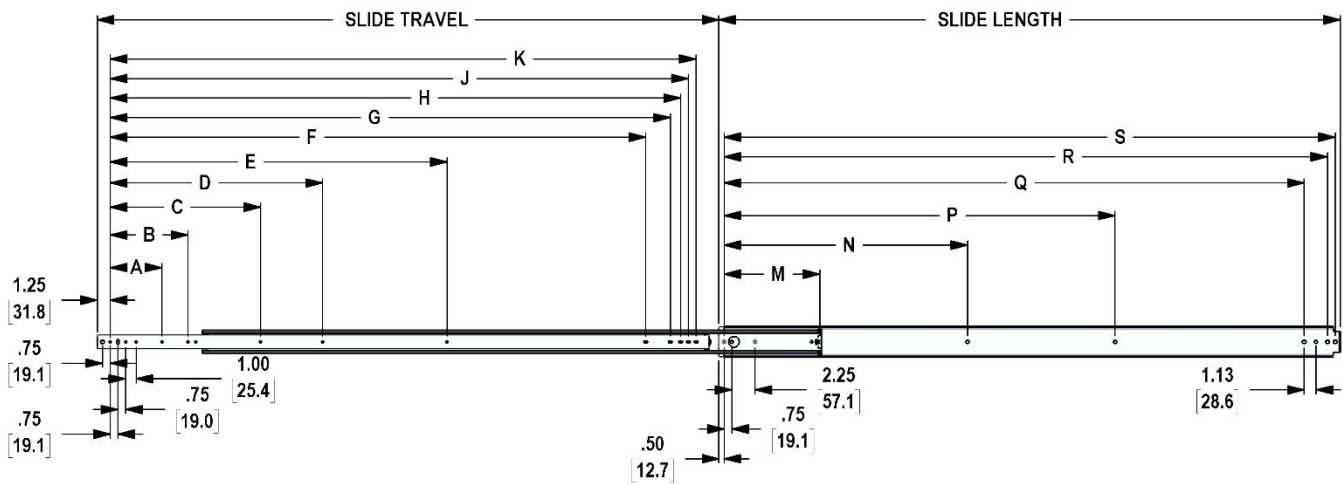


I-DS-3300 SERIES SLIDE INSTRUCTION MANUAL

Data

500 lb. Capacity per pair

Lengths of 8", 12", 14", 16", 18", 20", 22", 24", 26", 28", 30", 32", 34", 36", 38", 40", 42", 48", 54", 60"



PART NUMBER	SLIDE TRAVEL	SLIDE LENGTH	A	B	C	D	E	F	G	H	J	K	M	N	P	Q	R	S
I-DS-3300-8	8.00 [203.2]	8.00 [203.2]							2.06 [52.3]	3.06 [77.7]	3.81 [96.8]	4.60 [115.8]				4.00 [101.6]	6.25 [158.8]	7.00 [177.8]
I-DS-3300-12	12.00 [304.8]	12.00 [304.8]							6.06 [153.9]	7.06 [179.3]	7.81 [198.4]	8.56 [217.4]				8.00 [203.2]	10.25 [260.4]	11.00 [279.4]
I-DS-3300-14	14.00 [355.6]	14.00 [355.6]							8.06 [204.7]	9.06 [230.1]	9.81 [249.2]	10.56 [268.2]				10.00 [254.0]	12.25 [311.2]	13.00 [330.2]
I-DS-3300-16	16.00 [406.4]	16.00 [406.4]	5.00 [127.0]						10.06 [255.5]	11.06 [280.9]	11.81 [300.0]	12.56 [319.0]				12.00 [304.5]	14.25 [362.0]	15.00 [381.0]
I-DS-3300-18	18.00 [457.2]	18.00 [457.2]	5.00 [127.0]					9.69 [246.1]	12.06 [306.3]	13.06 [331.7]	13.81 [350.8]	14.56 [369.8]				14.00 [355.6]	16.25 [412.8]	17.00 [431.8]
I-DS-3300-20	20.00 [508.0]	20.00 [508.0]	5.00 [127.0]	7.50 [190.5]				11.69 [296.9]	14.06 [357.1]	15.06 [382.5]	15.81 [401.6]	15.56 [420.6]				16.00 [406.4]	18.25 [463.6]	19.00 [482.6]
I-DS-3300-22	22.00 [558.8]	22.00 [558.8]	5.00 [127.0]	7.50 [190.5]				13.69 [347.7]	16.06 [407.9]	17.06 [433.3]	17.81 [452.4]	18.56 [471.4]				18.00 [457.2]	20.25 [514.4]	21.00 [533.4]
I-DS-3300-24	24.00 [609.6]	24.00 [609.6]	5.00 [127.0]	7.50 [190.5]				15.69 [398.5]	18.06 [458.8]	19.06 [484.2]	19.81 [503.2]	20.56 [522.3]				20.00 [508.0]	22.25 [565.2]	23.00 [584.2]
I-DS-3300-26	26.00 [660.4]	26.00 [660.4]	5.00 [127.0]	7.50 [190.5]				17.69 [449.3]	20.06 [509.5]	21.06 [534.9]	21.81 [554.0]	22.56 [573.0]				22.00 [558.8]	24.25 [616.0]	25.00 [635.0]
I-DS-3300-28	28.00 [711.2]	28.00 [711.2]	5.00 [127.0]	7.50 [190.5]				19.69 [500.1]	22.06 [560.3]	23.06 [585.7]	23.81 [604.8]	24.56 [623.8]				24.00 [609.6]	26.25 [666.8]	27.00 [685.8]
I-DS-3300-30	30.00 [762.0]	30.00 [762.0]	5.00 [127.0]	7.50 [190.5]	14.50 [368.3]			21.69 [550.9]	24.06 [611.1]	25.06 [636.5]	25.81 [655.6]	26.56 [674.6]	9.25 [235.0]		19.75 [501.6]	26.00 [660.4]	28.25 [717.6]	29.00 [736.6]
I-DS-3300-32	32.00 [812.8]	32.00 [812.8]	5.00 [127.0]	7.50 [190.5]	14.50 [368.3]			23.69 [601.7]	26.06 [661.9]	27.06 [687.3]	27.81 [706.4]	28.56 [725.4]	9.25 [235.0]	15.50 [393.7]	21.75 [552.5]	28.00 [711.2]	30.25 [768.4]	31.00 [787.4]
I-DS-3300-34	34.00 [863.6]	34.00 [863.6]	5.00 [127.0]	7.50 [190.5]	14.50 [368.3]	18.50 [469.9]		25.69 [652.5]	28.06 [712.7]	29.06 [738.1]	29.81 [757.2]	30.56 [776.2]	9.25 [235.0]	16.50 [419.1]	23.75 [603.3]	30.00 [762.0]	32.25 [819.2]	33.00 [838.2]
I-DS-3300-36	36.00 [914.4]	36.00 [914.4]	5.00 [127.0]	7.50 [190.5]	14.50 [368.3]	20.50 [520.7]		27.69 [703.3]	30.06 [763.5]	31.06 [788.9]	31.81 [808.0]	32.56 [827.0]	9.25 [235.0]	17.50 [444.5]	25.75 [654.1]	32.00 [812.8]	34.25 [870.0]	35.00 [889.0]
I-DS-3300-38	38.00 [965.5]	38.00 [965.2]	5.00 [127.0]	7.50 [190.5]	14.50 [368.3]	20.50 [520.7]		29.69 [754.1]	32.06 [814.3]	33.06 [839.7]	33.81 [858.8]	34.56 [877.8]	9.25 [235.0]	18.50 [469.9]	27.75 [704.9]	34.00 [863.6]	36.25 [920.8]	37.00 [939.8]
I-DS-3300-40	40.00 [1016.0]	40.00 [1016.0]	5.00 [127.0]	7.50 [190.5]	14.50 [368.3]	20.50 [520.7]		31.69 [804.9]	34.06 [865.1]	35.06 [890.5]	35.81 [909.6]	36.56 [928.6]	9.25 [235.0]	19.50 [495.3]	29.75 [755.7]	36.00 [914.4]	38.25 [971.6]	39.00 [990.6]
I-DS-3300-42	42.00 [1066.8]	42.00 [1066.8]	5.00 [127.0]	7.50 [190.5]	14.50 [368.3]	20.50 [520.7]	28.50 [723.9]	33.69 [855.7]	36.06 [915.9]	37.06 [941.3]	37.81 [960.4]	38.56 [979.4]	9.25 [235.0]	21.50 [546.1]	31.75 [806.5]	38.00 [965.2]	40.25 [1022.4]	41.00 [1041.4]
I-DS-3300-48	48.00 [1219.2]	48.00 [1219.2]	5.00 [127.0]	7.50 [190.5]	14.50 [368.3]	20.50 [520.7]	32.50 [825.5]	39.69 [1008.1]	42.06 [1069.3]	43.06 [1093.7]	43.81 [1112.8]	44.56 [1131.8]	9.25 [235.0]	23.50 [596.9]	37.75 [958.8]	44.00 [1117.6]	46.25 [1174.8]	47.00 [1193.8]
I-DS-3300-54	54.00 [1371.6]	54.00 [1371.6]	5.00 [127.0]	7.50 [190.5]	14.50 [368.3]	20.50 [520.7]	32.50 [825.5]	45.69 [1160.5]	48.06 [1220.7]	49.06 [1246.1]	49.81 [1265.2]	50.56 [1284.2]	9.25 [235.0]	23.50 [596.9]	37.75 [958.8]	50.00 [1270.0]	52.25 [1327.2]	53.00 [1346.2]
I-DS-3300-60	60.00 [1524.0]	60.00 [1524.0]	5.00 [127.0]	7.50 [190.5]	14.50 [368.3]	20.50 [520.7]	32.50 [825.5]	51.69 [1312.9]	54.06 [1373.1]	55.06 [1398.5]	55.81 [1417.6]	56.56 [1436.6]	9.25 [235.0]	23.50 [596.9]	37.75 [958.8]	56.00 [1422.4]	58.25 [1479.6]	59.00 [1498.6]

Side Mounting-cabinet (outer) member (mounting hardware not included)

1. Install cabinet (large outer) member firstly for best access to mounting holes.
2. Side space $.75 +0.031/-0.000$ (19.1mm $+ .79/.00$)
3. Note the fastener access hole (**Figure 1**) which allows access to all mounting holes in the inner and outer member. **Please note: Heavy duty slides DO NOT disconnect.**

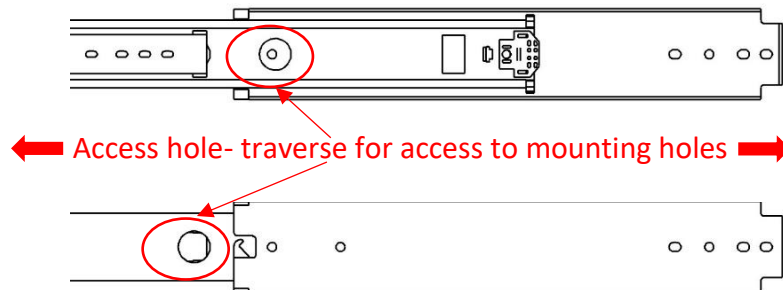


FIGURE 1

4. Mark the centerline and mounting holes as needed making sure slides are parallel, and level
5. Top and bottom of drawer or pull-out-shelf must have 1/8" minimum clearance for travel
6. Extend the slides to full extension
7. **Install fasteners head height not to exceed 0.190"** (1/4" hex head, pan head, or button head machine screws recommended for metal, 1/4" Lag bolt, or #14 tapping screw recommended for wood) (**Figure 2**)

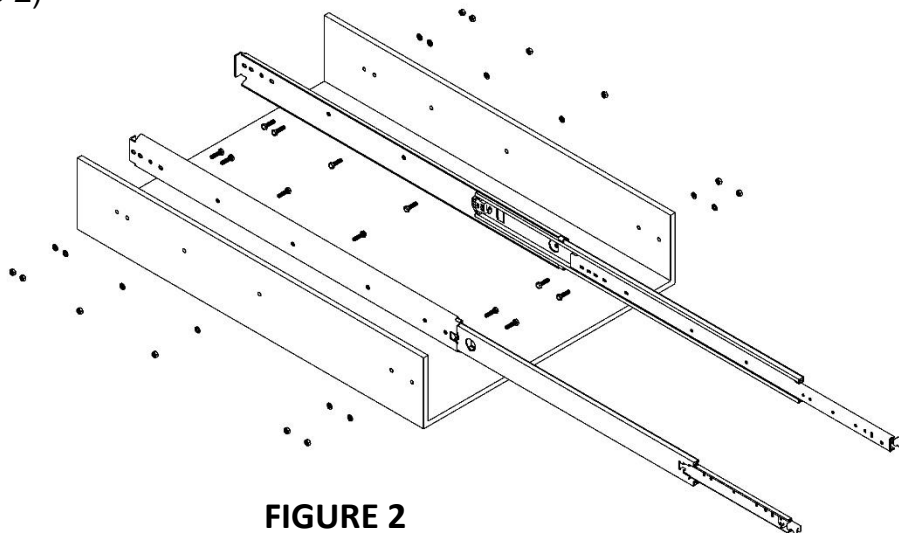


FIGURE 2

8. Check slide travel to make sure all members travel freely (**Figure 3**).

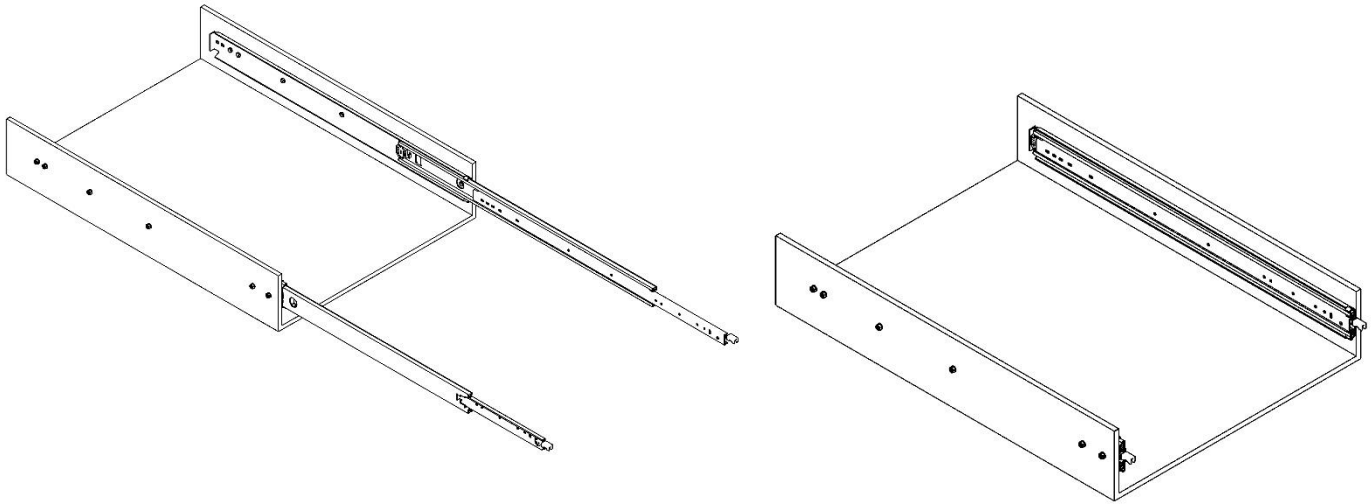


FIGURE 3

Side mounting-drawer (inner) member (mounting hardware not included)

1. Extend the slides to full extension
2. Align and nest drawer or pull-out-shelf on the inner member, mark the centerline and mounting holes as needed making sure slides are parallel, and level
3. **Install fasteners head height not to exceed 0.130"** (10-24 or 10-32 hex head, pan head, or button head machine screws recommended for metal, #10 Lag bolt or #14 tapping screw recommended for wood) (**Figure 4**).

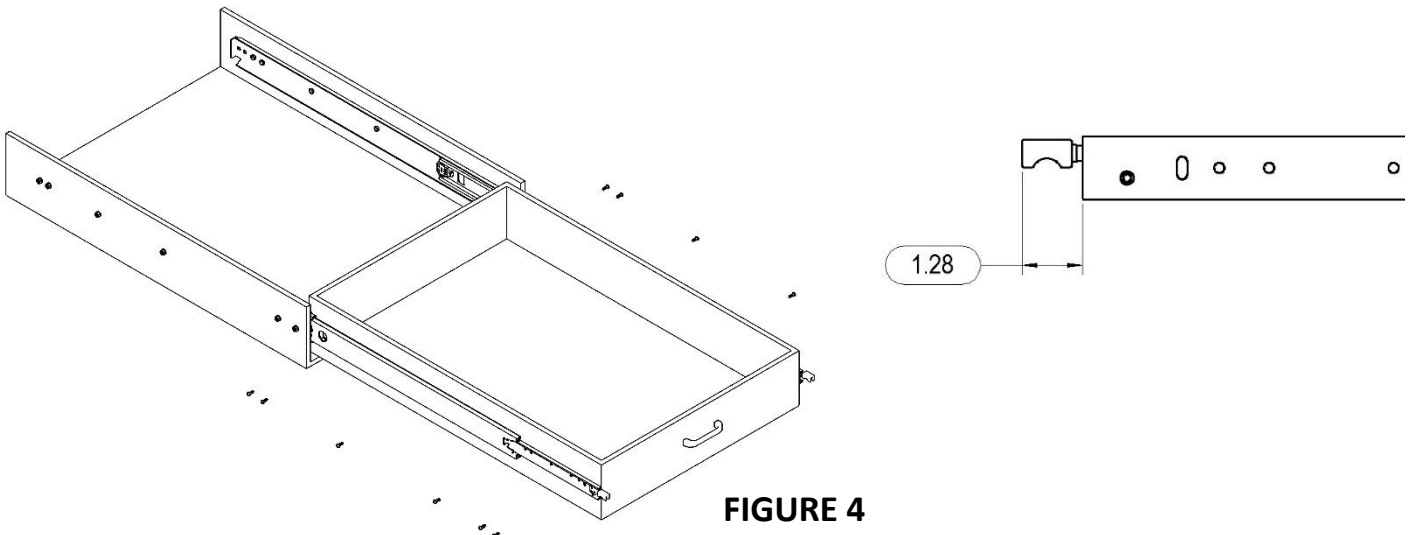


FIGURE 4

Recommended lever clearance for recessed or enclosed assembly 1.50"

4. Check slide travel to make sure all members travel freely (**Figure 5**).

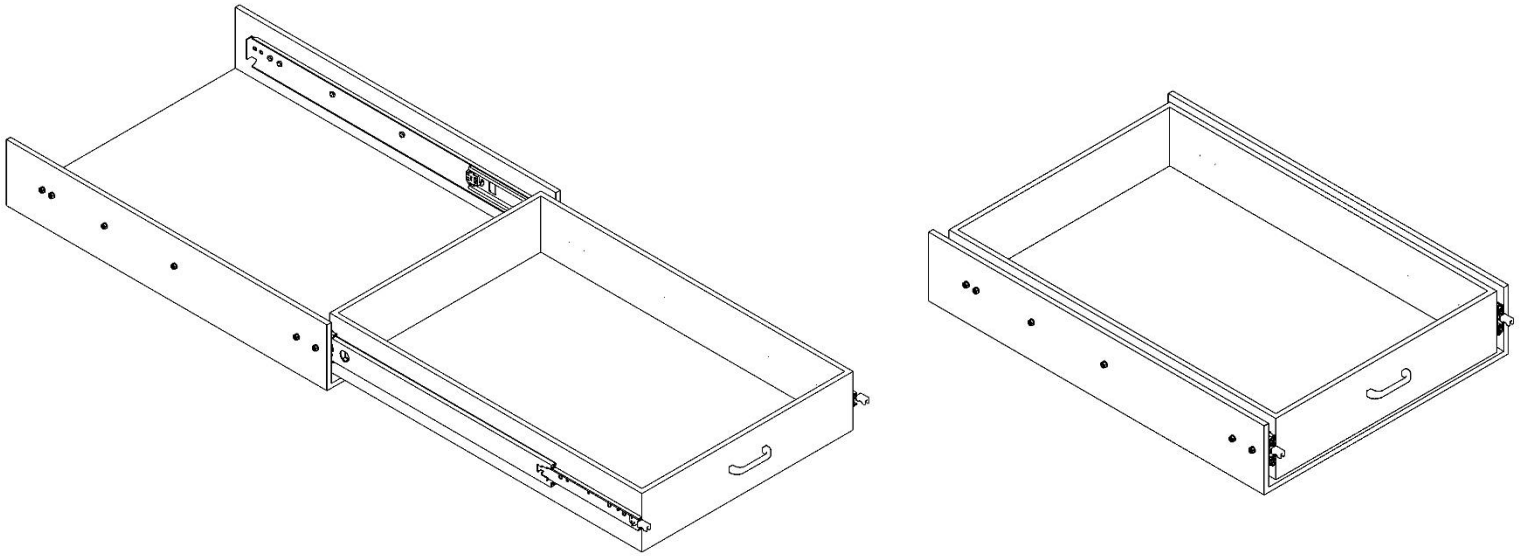


FIGURE 5