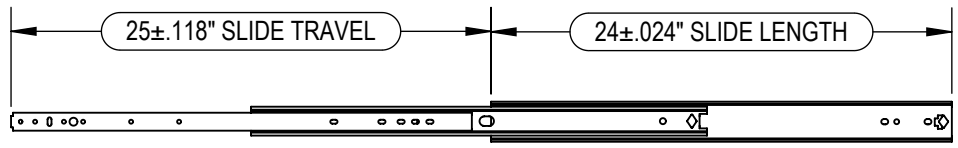
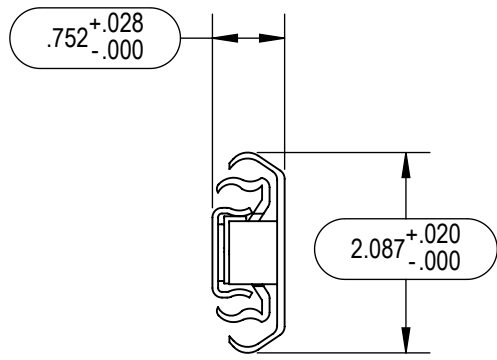


REVISIONS			
REV.	DESCRIPTION	DATE	BY
1	INITIAL RELEASE	6/28/2018	NS
2	UPDATED TO CURRENT REVISION	9/4/2019	KC
3	ADD HOLES & SLOTS C/L ALIGNMENT TOLERANCE $\pm .008$	7/13/2021	KC
4	CORRECT FASTENERS RECOMMENDATIONS	11/18/2021	KC



SCALE: 1:10



SCALE: 1:2

RECOMMENDED FASTENERS

INNER MEMBER - #10 PAN HEAD WOOD OR SHEET METAL SCREWS, 10-24/10-32 PAN HEAD, HEX HEAD OR BUTTON HEAD MACHINE SCREWS (FASTENER HEAD HEIGHT NOT TO EXCEED 0.133 INCHES)

OUTER MEMBER - #14 PAN HEAD WOOD OR SHEET METAL SCREWS, 1/4 INCH LAG BOLTS, 1/4 INCH HEX CAP SCREW, 1/4 PAN HEAD, HEX HEAD, OR BUTTON HEAD MACHINE SCREWS (FASTENER HEAD HEIGHT NOT TO EXCEED 0.175 INCHES)

SIDE SPACE: .752 \pm .028"
 PULL FORCE: 3-7 LBS

PART NUMBER: I-DS-2250-24-QD	MATERIAL: STEEL
DESCRIPTION: 2250 SERIES 24" SLIDE	FINISH: ZINC PLATED



RYADON INC.

UNLESS OTHERWISE SPECIFIED: DIMENSIONS ARE IN INCHES [mm] .XX [X] = ± 0.03 [0.8mm] .XXX [XX] = ± 0.015 [0.38mm] .XXXX [XXX] = ± 0.0080 [0.203mm] FRACTIONAL = $\pm 1/32$ " ANGULAR: $\pm 1.0^\circ$	THIRD ANGLE PROJECTION					A 	ENGR	SALES	QUALITY	REV
	NAME	KCHEN	BW	PN	4					
	DATE	9/4/2019	11/18/2021	11/18/2021						
	SCALE:	DO NOT SCALE					SHEET 1 OF 2			

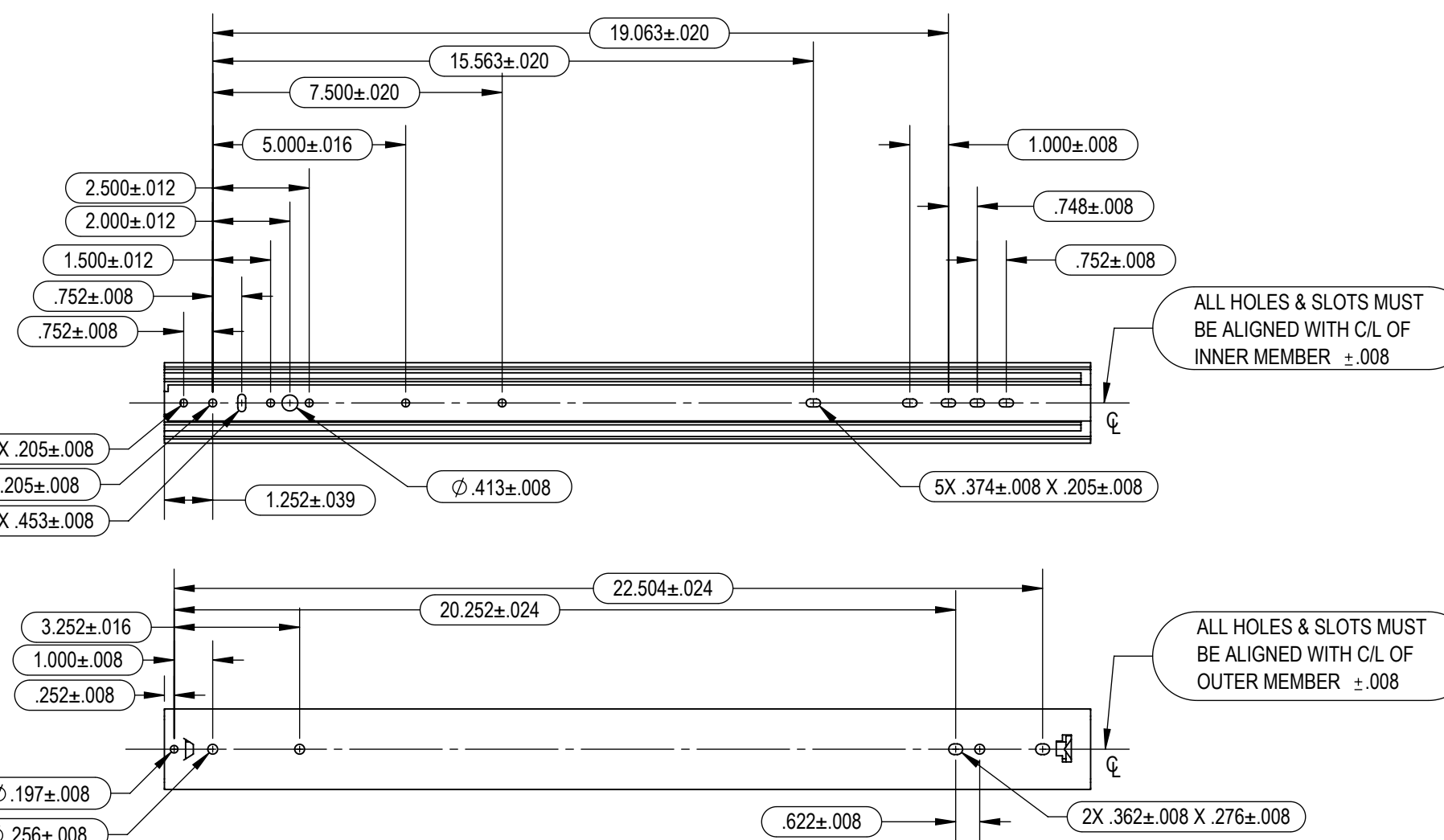
- NOTES:
1. DIMENSIONS APPLY AFTER FINISH.
 2. DO NOT SCALE DRAWING.
 3. BREAK ALL SHARP EDGES AND REMOVE ALL BURRS.
 4. MUST HAVE NO SCRATCHES, DINGS, DENTS OR SURFACE IMPERFECTIONS OTHER THAN SURFACE FINISH REQUIREMENTS.
 5. CRITICAL DIMENSIONS ARE INDICATED BY:
 6. TO BE INSPECTED TO 2.5 AQL SAMPLING PLAN UNLESS OTHERWISE STATED.
 7. ENSURE PACKAGING WILL PROVIDE ADEQUATE PROTECTION DURING TRANSPORT.
 8. GEOMETRIC FEATURES NOT DIMENSIONED ARE CONTROLLED BY 3D MODEL.

D

C

B

A



- NOTES:
1. DIMENSIONS APPLY AFTER FINISH.
 2. DO NOT SCALE DRAWING.
 3. BREAK ALL SHARP EDGES AND REMOVE ALL BURRS.
 4. MUST HAVE NO SCRATCHES, DINGS, DENTS OR SURFACE IMPERFECTIONS OTHER THAN SURFACE FINISH REQUIREMENTS.
 5. CRITICAL DIMENSIONS ARE INDICATED BY:
 6. TO BE INSPECTED TO 2.5 AQL SAMPLING PLAN UNLESS OTHERWISE STATED.
 7. ENSURE PACKAGING WILL PROVIDE ADEQUATE PROTECTION DURING TRANSPORT.
 8. GEOMETRIC FEATURES NOT DIMENSIONED ARE CONTROLLED BY 3D MODEL.

PART NUMBER:	I-DS-2250-24-QD	MATERIAL:	STEEL
DESCRIPTION:	2250 SERIES 24" SLIDE	FINISH:	ZINC PLATED



RYADON INC.

UNLESS OTHERWISE SPECIFIED: DIMENSIONS ARE IN INCHES [mm] .XX [X] = ± 0.03 [0.8mm] .XXX [XX] = ± 0.015 [0.38mm] .XXXX [XXX] = ± 0.0080 [0.203mm] FRACTIONAL = ± 1/32" ANGULAR: ± 1.0°	PROPRIETARY AND CONFIDENTIAL THE INFORMATION CONTAINED IN THIS DRAWING IS THE SOLE PROPERTY OF RYADON INC. ANY REPRODUCTION IN PART OR AS A WHOLE WITHOUT THE WRITTEN PERMISSION OF RYADON INC. IS PROHIBITED.				
	THIRD ANGLE PROJECTION	SIZE	ENGR	SALES	QUALITY
		A	KCHEN	BW	PN
	DATE	SCALE: 1:4	9/4/2019	11/18/2021	11/18/2021
			DO NOT SCALE	REV	4
					SHEET 2 OF 2